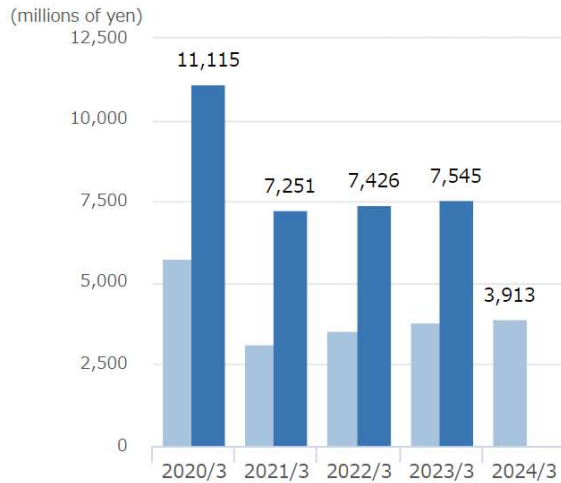
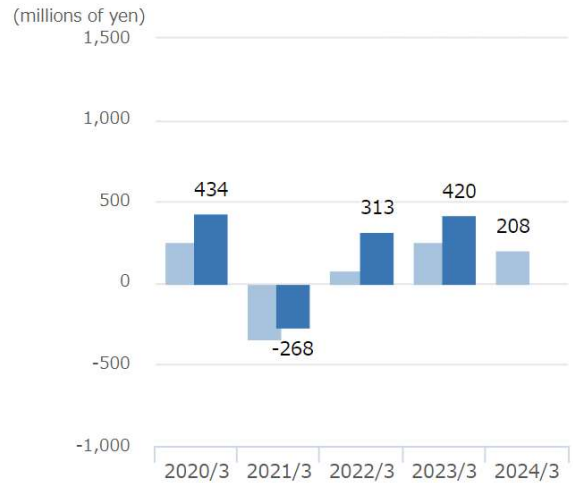


■ 2Q ■ 4Q

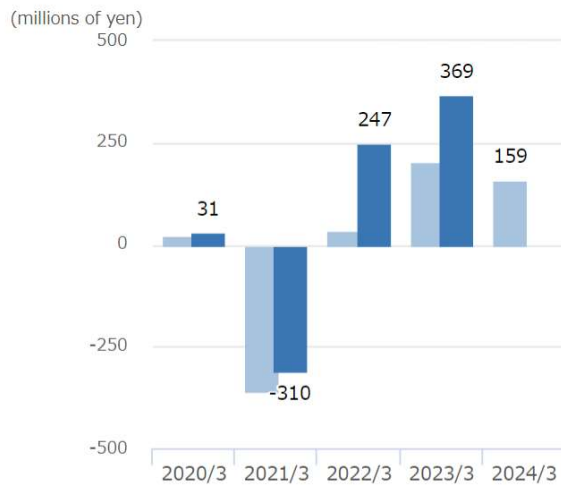
### Net sales



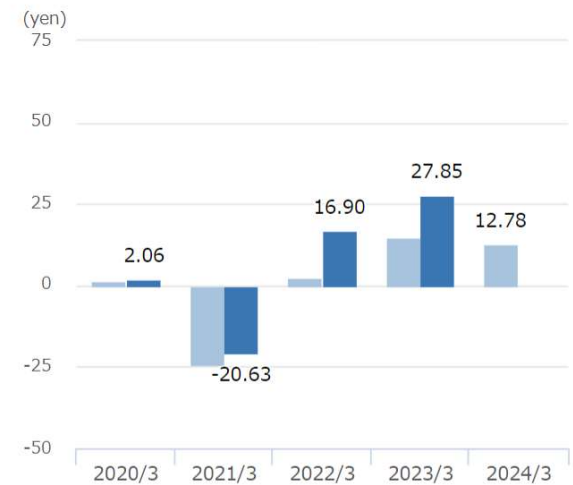
### Ordinary income



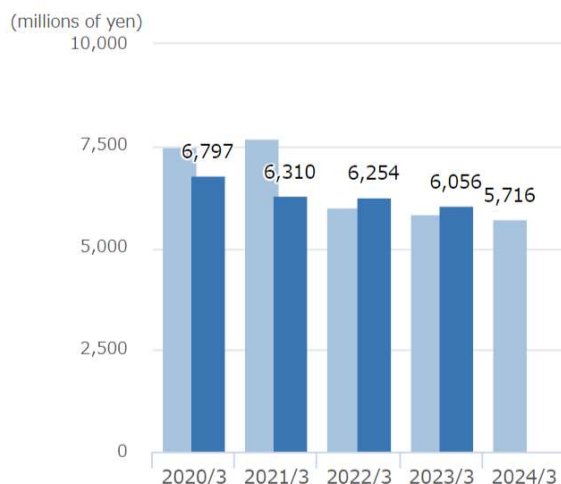
### Net income



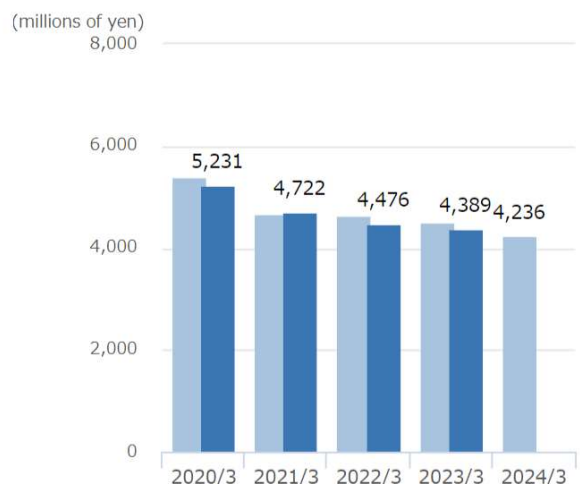
### Net income per share



### Total assets



### Total shareholders' equity



		2020/3	2021/3	2022/3	2023/3	2024/3
Net sales (millions of yen)	Full Year	11,115	7,251	7,426	7,545	
	Interim	5,768	3,131	3,536	3,805	3,913
Cost of sales (millions of yen)	Full Year	8,264	5,499	5,298	5,268	
	Interim	4,287	2,408	2,533	2,653	2,739
Selling, general and administrative expenses (millions of yen)	Full Year	2,390	2,042	1,831	1,875	
	Interim	1,195	1,067	927	928	970
Operating income (millions of yen)	Full Year	460	-290	296	401	
	Interim	285	-344	76	223	203
Ordinary income (millions of yen)	Full Year	434	-268	313	420	
	Interim	253	-344	85	251	208
Net income (millions of yen)	Full Year	31	-310	247	369	
	Interim	24	-362	36	202	159
Total assets (millions of yen)	Full Year	6,797	6,310	6,254	6,056	
	Interim	7,493	7,702	6,018	5,845	5,716
Total shareholders' equity (millions of yen)	Full Year	5,231	4,722	4,476	4,389	
	Interim	5,412	4,667	4,652	4,526	4,236
Shareholders' equity per share (yen)	Full Year	347.14	313.80	326.77	342.91	
	Interim	358.11	310.13	315.89	337.36	344.44
Net income per share (yen)	Full Year	2.06	-20.63	16.90	27.85	
	Interim	1.63	-24.10	2.42	14.89	12.78
Share holders' equity ratio (%)	Full Year	76.9	74.8	71.6	72.5	
	Interim	71.9	60.6	77.3	77.4	74.1
Return on equity (%)	Full Year	0.6	-	5.4	8.3	
	Interim	-	-	-	-	-
Cash flows from operating activities (millions of yen)	Full Year	382	-114	359	372	
	Interim	170	-273	146	164	159
Cash flows from investing activities (millions of yen)	Full Year	97	11	224	-86	
	Interim	-26	-37	-12	-32	106
Cash flows from financing activities (millions of yen)	Full Year	-796	-140	-419	-546	
	Interim	-365	1,347	-295	-545	-464
Cash and cash equivalents at the end of the period (millions of yen)	Full Year	4,046	3,802	3,978	3,729	
	Interim	4,141	5,076	3,642	3,586	3,532
Number of employees (full-time) (person)	Full Year	269	256	226	212	
	Interim	-	-	-	-	-
(part-time) (person)	Full Year	23	19	13	17	
	Interim	-	-	-	-	-