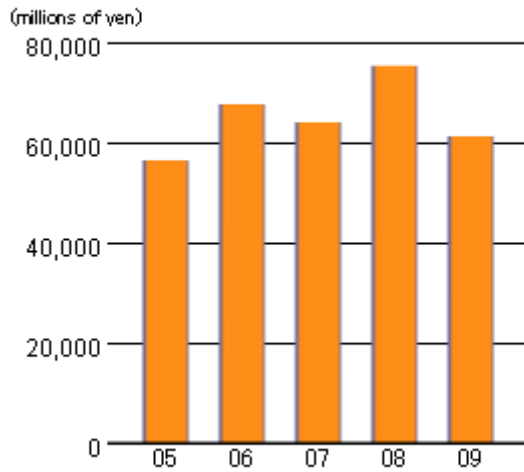
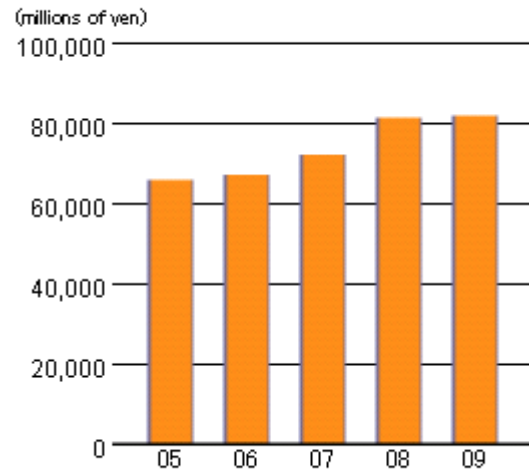


CAPITAL INVESTMENTS AND OTHERS

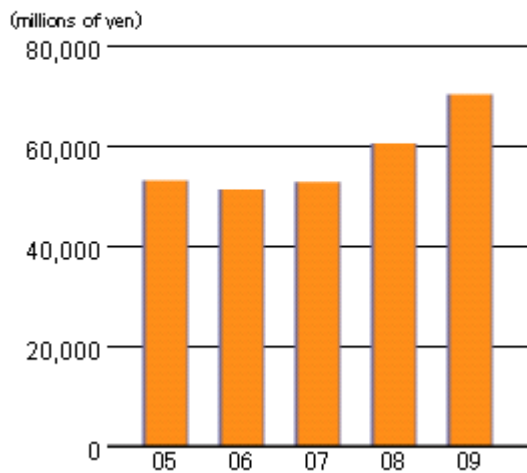
Capital Expenditures



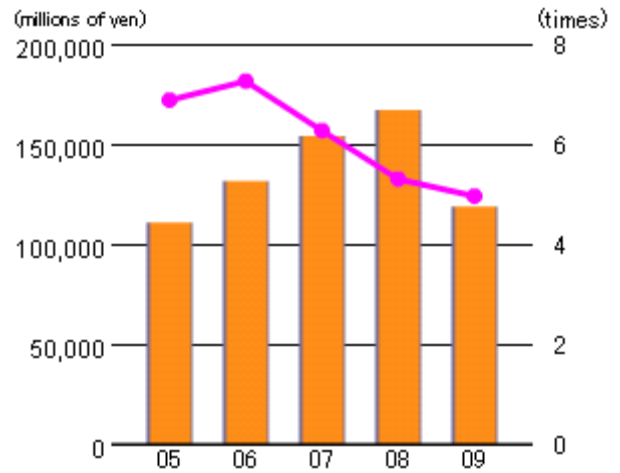
Research and Development Expenditures



Depreciation Expenses



EBITDA EV/EBITDA



CAPITAL INVESTMENTS AND OTHERS

		2005/3	2006/3	2007/3	2008/3	2009/3
Capital Expenditures (millions of yen)	Full Year	56,448	67,571	64,000	75,295	61,165
Research and Development Expenditures (millions of yen)	Full Year	65,767	67,040	71,962	81,273	81,779
Depreciation Expenses (millions of yen)	Full Year	52,953	51,198	52,693	60,444	70,179
EBITDA (millions of yen)	Full Year	110,766	131,483	154,092	166,910	118,793
EV/EBITDA (times)	Full Year	6.88	7.26	6.27	5.30	4.96