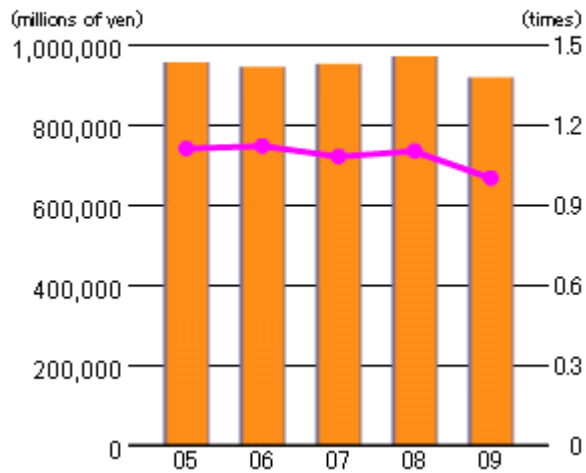
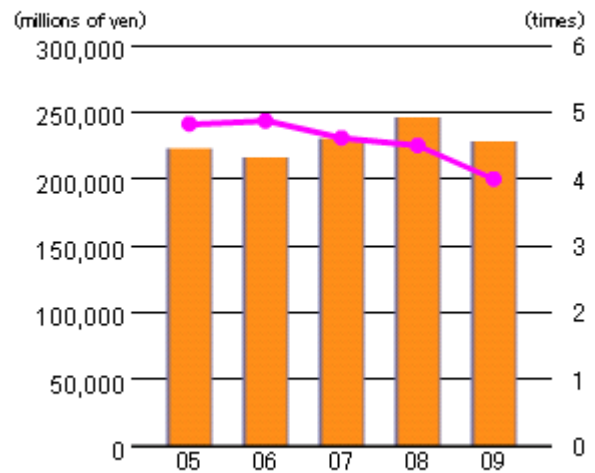


EFFICIENCY

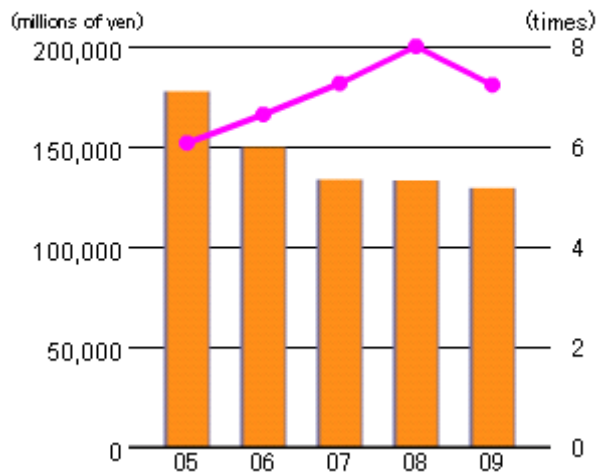
Total Assets & Total Assets Turnover



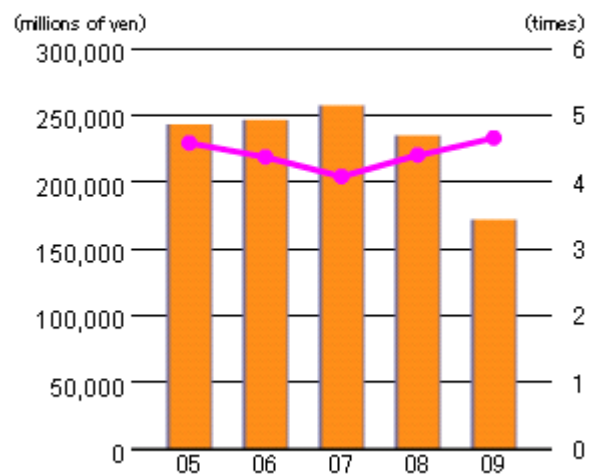
Tangible Fixed Assets & Tangible Fixed Assets Turnover



Inventory & Inventory Turnover



Receivables & Receivables Turnover



EFFICIENCY

		2005/3	2006/3	2007/3	2008/3	2009/3
Total Assets (millions of yen)	Full Year	955,542	944,054	951,052	970,538	918,058
Total Assets Turnover (times)	Full Year	1.11	1.12	1.08	1.10	1.00
Tangible Fixed Assets (millions of yen)	Full Year	222,617	216,127	230,095	245,990	227,860
Tangible Fixed Assets Turnover (times)	Full Year	4.82	4.87	4.61	4.50	4.00
Inventory (millions of yen)	Full Year	177,506	149,429	133,551	132,937	129,160
Inventory Turnover (times)	Full Year	6.07	6.64	7.26	8.00	7.23
Receivables (millions of yen)	Full Year	243,098	246,265	257,380	234,862	171,836
Receivables Turnover (times)	Full Year	4.58	4.37	4.08	4.40	4.66