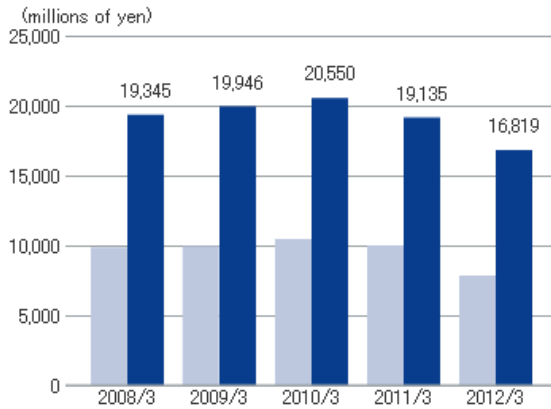


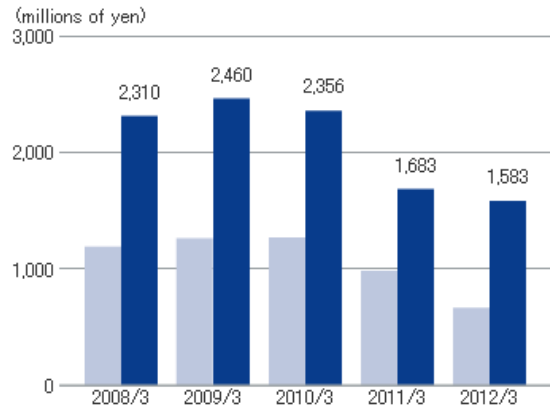


■ 2Q ■ 4Q

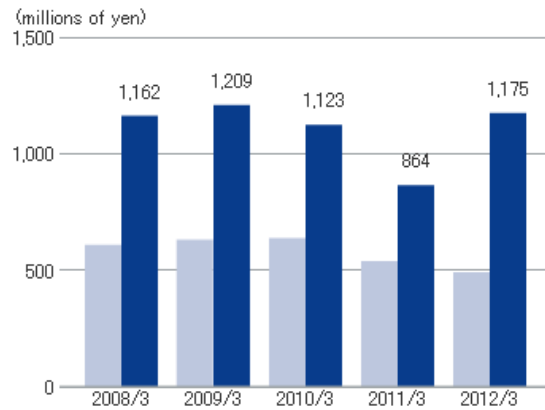
Net sales



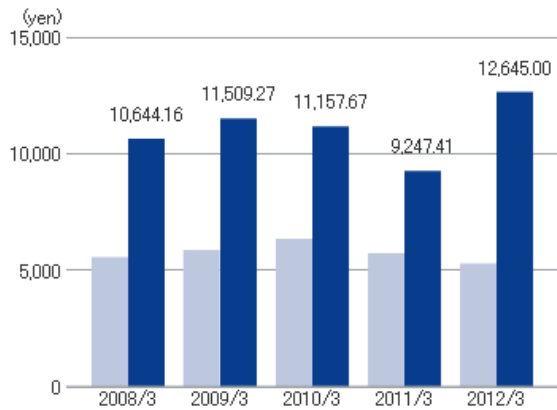
Ordinary income



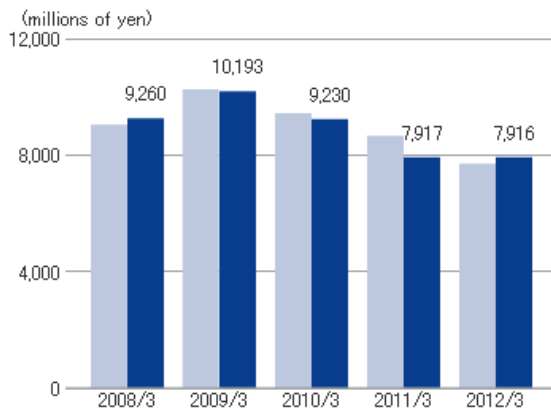
Net income



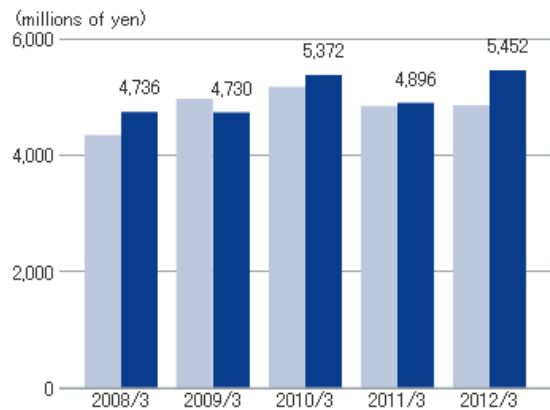
Net income per share



Total assets



Total shareholders' equity



		2008/3	2009/3	2010/3	2011/3	2012/3
Net sales (millions of yen)	Full Year	19,345	19,946	20,550	19,135	16,819
	Interim	9,859	9,950	10,465	10,001	7,854
Cost of sales (millions of yen)	Full Year	13,372	13,800	14,506	14,053	12,468
	Interim	6,898	6,877	7,323	7,282	5,743
Selling, general and administrative expenses (millions of yen)	Full Year	3,644	3,650	3,691	3,402	2,778
	Interim	1,761	1,789	1,872	1,743	1,447
Operating income (millions of yen)	Full Year	2,328	2,495	2,352	1,679	1,573
	Interim	1,200	1,283	1,268	975	663
Ordinary income (millions of yen)	Full Year	2,310	2,460	2,356	1,683	1,583
	Interim	1,191	1,263	1,267	983	666
Net income (millions of yen)	Full Year	1,162	1,209	1,123	864	1,175
	Interim	609	630	638	538	491
Total assets (millions of yen)	Full Year	9,260	10,193	9,230	7,917	7,916
	Interim	9,036	10,252	9,434	8,660	7,699
Total shareholders' equity (millions of yen)	Full Year	4,736	4,730	5,372	4,896	5,452
	Interim	4,346	4,962	5,167	4,843	4,857
Shareholders' equity per share (yen)	Full Year	40,960.70	43,434.00	49,363.00	48,923.60	58,625.80
	Interim	37,901.76	43,194.80	47,273.85	48,103.01	-
Net income per share (yen)	Full Year	10,644.16	11,509.27	11,157.67	9,247.41	12,645.00
	Interim	5,558.27	5,857.71	6,343.68	5,731.11	5,281.54
Share holders' equity ratio (%)	Full Year	48.1	42.9	53.9	57.5	68.9
	Interim	45.6	45	50.5	51.7	62.0
Return on equity (%)	Full Year	27.1	27.4	24.0	18.1	23.5
	Interim	-	-	-	-	-
Cash flows from operating activities (millions of yen)	Full Year	2,310	2,098	408	777	960
	Interim	1,328	1,077	-144	250	547
Cash flows from investing activities (millions of yen)	Full Year	-1,014	-528	-652	173	362
	Interim	-917	-113	-531	227	-46
Cash flows from financing activities (millions of yen)	Full Year	-525	-947	-1,032	-822	-1,141
	Interim	-254	-131	-506	-607	-826
Cash and cash equivalents at the end of the period (millions of yen)	Full Year	4,006	4,629	3,353	3,482	3,690
	Interim	3,394	4,839	3,447	3,224	3,182
Number of employees (full-time) (person)	Full Year	416	396	410	375	
	Interim	-	-	-	-	-
(part-time) (person)	Full Year	76	76	71	60	
	Interim	-	-	-	-	-